




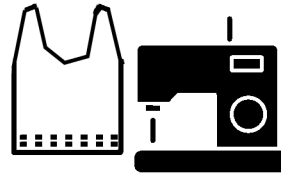
How to make a t-shirt bag

1.



cut sleeves and neckline, turn inside out

2.




sew two seams across bottom, turn right side out

3.



stamp logo or attach tag




Use frequently!

find more resources at:
Cashton.com/greener-cashton



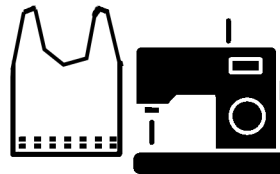
Como hacer una bolsa de camisetas

1.



manga corta, dobladillo corta, voltear de adentro hacia afuera

2.

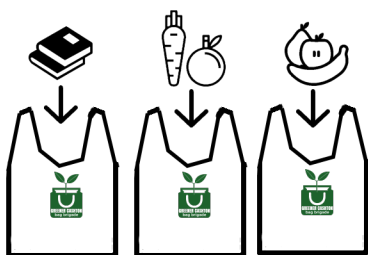


coser dos costuras en la parte inferior, ponerlo con el lado correcto hacia afuera

3.



estampa logo o adjunta etiqueta



Utilizar con frecuencia!

encontrar mas recursos en:
Cashton.com/greener-cashton